

SURGERY

Spectrum is the cutting-edge equipment in the portable laser technology, characterized by the possibility to use two wavelengths at choice from the range of 808nm, 940nm, 980nm, 1064nm, 1470nm and 1940nm wavelengths.

Spectrum is the ideal diode laser for minimally invasive surgical procedures due to the possibility of selecting one wavelength or two combined wavelengths, of easily replacing handpieces and optical fibers and lastly of choosing among the numerous preinstalled protocols.



APPLICATIONS

ENT

Laryngeal microsurgery, tonsillectomies, oral surgery, neofornations and neoplasias, otomicrosurgery, nasal obstruction pathologies, endoscopic surgery (tonsils, polyps, hypertrophic turbinates), head / neck surgery.

OPHTHALMOLOGY

DCR (laser assisted dacriocistorinostomy).

PROCTOLOGY

Haemorrhoidectomy, endocoagulation of the haemorrhoidal peduncles, anal and perianal fistulas (for further details, see Proctology information sheet).

UROLOGY AND ANDROLOGY

Benign prostatic vaporization, transurethral endoscopic resection, urethral stenosis, phimosis, dermomucosal lesions, phalloplasty and IPP (Induratio Penis Plastica).

NEUROSURGERY

Metastasis, meningioma, cyst/glioma/haemangioma resection, spinal cord excision, neuroma excision, endoscopic resection of tumours/cysts, denaturation of the nucleus pulposus of the intervertebral discs due to hernias (for further details, see the PLDD information sheet).

GASTROENTEROLOGY

Tracheoesophageal fistulas, esophageal stricture, esophageal tumours, colorectal carcinoma, coagulation of vascular lesions, benign vascular adenoma, obstructive neoplasias, esophageal prosthesis recanalization and cleaning, Barrett's esophagus, excision of polyps.

PNEUMOLOGY / THORACIC SURGERY

Separation of tracheal stenosis, excision of lung metastases, cuneiform excision, bronchial desobstruction, lung emphysema, biopsy, decortication, pleurodesis, coagulation and ablation of endobronchial tumours, bronchial stenosis, tracheal and bronchial fistula recession.

GYNAECOLOGY

Laparoscopy: salpingectomy, myomectomy, endometriosis, ovarian and peritubal adhesions. **Hysteroscopy:** endometrial ablation, division of the septum, intrauterine lysis adhesions, coagulation and excision of fibromas. **Laser assisted vaginal rejuvenation:** atrophy, urinary incontinence, labioplasty. **Gynaecological skin lesions:** condilomas, cysts, herpes simplex, herpes zoster, etc.

VASCULAR SURGERY

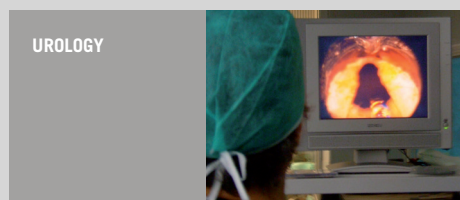
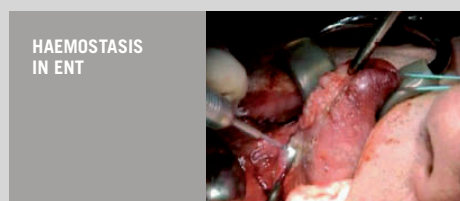
Phlebological pathologies and associated complications (for further details, see the Phlebolasersystem and RING Endovenous Laser ablation information sheets).

ADVANTAGES


- High precision cut, controlled penetration and rapid vaporization
- High haemostasis for a bloodless surgical field
- Vaporization of the tissues with no carbonization
- Vaporization of superficial lesions with no anaesthesia and no stitches
- Compatibility with all endoscopic systems (different optical fibers ranging from 100 to 1000 micron)
- Simple intervention due to the flexible customized “contact” / “no contact” optical fibers and to the special handpieces
- Excellent visualization of the surgical area
- Visible, palpable, electronic feedback of the optical fiber
- Reduced medication period and healing period

SAFE, EFFECTIVE, PROFITABLE.

CLINICAL RESULTS



ACCESSORIES



OPTICAL FIBERS

Available sterile in a range of calibres (100 to 1000 micron), lengths and types with various patterns (linear/ radial/ spherical “tips”, side firing). Single-use and sterilisable multi-use.



SURGICAL HANDPIECES

For surgical applications in combination with optical fibers, for external and endoscopic use in contact or no contact mode, distally inserted, in a range of calibres depending on each type of optical fiber.



SURGICAL CANNULAS

For ENT and endoscopic surgery. Available in a range of calibres, shapes and lengths.



SURGICAL HANDPIECES WITH SUCTION

Surgical handpiece with a device for aspiration. A wide range of cannulas with different lengths and calibres is available.